



# Sliding panels

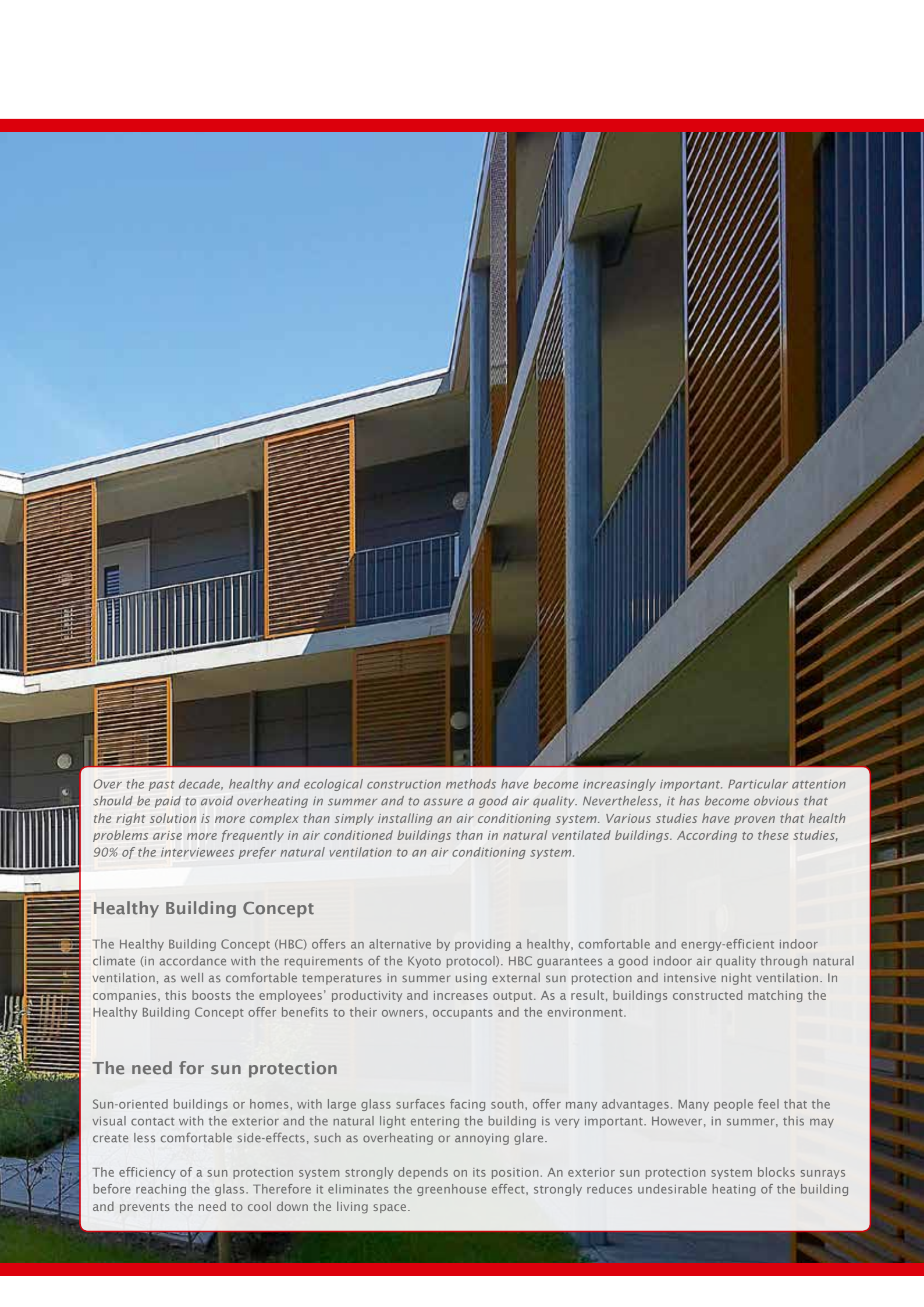
Structural aluminium sun protection  
Loggia® | Patio®



## Contents

Introduction	2
Sliding panels	4
Loggialu® Paro	6
Loggialu® Paro Privacy	8
Loggialu® Plano	10
Loggiawood® Paro	12
Loggiawood® Paro Privacy	14
Loggiascreen® Canvas	16
Loggiascreen® 4fix	17
Loggialu® LG.040 + LG.065	18
Loggialu® LG.130	20
Moveables louvres	22
References	23
Patio® sliding panels	24
Flexguide®	26
Sliding systems	28
Control	29
Other applications	29
References	30





*Over the past decade, healthy and ecological construction methods have become increasingly important. Particular attention should be paid to avoid overheating in summer and to assure a good air quality. Nevertheless, it has become obvious that the right solution is more complex than simply installing an air conditioning system. Various studies have proven that health problems arise more frequently in air conditioned buildings than in natural ventilated buildings. According to these studies, 90% of the interviewees prefer natural ventilation to an air conditioning system.*

## **Healthy Building Concept**


The Healthy Building Concept (HBC) offers an alternative by providing a healthy, comfortable and energy-efficient indoor climate (in accordance with the requirements of the Kyoto protocol). HBC guarantees a good indoor air quality through natural ventilation, as well as comfortable temperatures in summer using external sun protection and intensive night ventilation. In companies, this boosts the employees' productivity and increases output. As a result, buildings constructed matching the Healthy Building Concept offer benefits to their owners, occupants and the environment.

## **The need for sun protection**

Sun-oriented buildings or homes, with large glass surfaces facing south, offer many advantages. Many people feel that the visual contact with the exterior and the natural light entering the building is very important. However, in summer, this may create less comfortable side-effects, such as overheating or annoying glare.

The efficiency of a sun protection system strongly depends on its position. An exterior sun protection system blocks sunrays before reaching the glass. Therefore it eliminates the greenhouse effect, strongly reduces undesirable heating of the building and prevents the need to cool down the living space.

# Sliding panels



*Loggiawood®, Site Alsberghe Gent (BE)*



*Loggia®, Callens & EMK, Waregem (BE)*



*Patio®, Colombe Parc Offices,  
Toulouse-Colomiers (FR)*

## Introduction

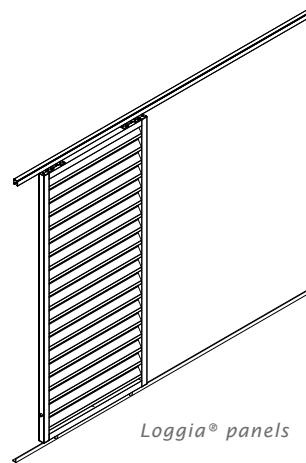
In reply to the growing demand for aesthetic, multi-functional façade elements, RENSON® has expanded its range of sliding panels even further.

The Loggia panels consist of frames, fitted with aluminium blades, wooden blades or screen fabrics.

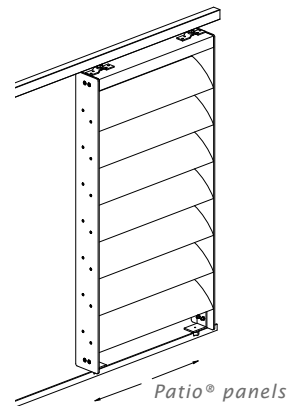
The Sunclips and Icarus Patio panels are sliding cassettes, in which the blades have been screwed between vertical frames.

The Loggia panels consist of frames fitted with aluminium or wooden blades or screen fabrics. Different types of blades can be used with both systems. Depending on the desired enclosure and the required see-through visibility, the blades can be positioned in different angles and with different blade pitches.

In addition to this wide range of sliding panels with fixed, aluminium or wooden sun protection blades, there are also panels with screens or with moveable blades.



*Loggia® panels*



*Patio® panels*

## Applications

Multi-functional façade elements

- Sun protection
- Intensive ventilation
- Visual screen
- Fence
- Daylight control
- Partial shading



# Sliding panels

## Technical features

- Extruded aluminium profiles
- Aesthetic quality finish
- Pre-assembled (custom manufacturing) or for self-assembly as a modular design (stock lengths, accessories and parts) <sup>(\*)</sup>
- Easy to operate
- High-quality accessories
- Rigid and stable
- Can be equipped with the Flexguide. This flexible lower guiding system is used for sloping or irregular surfaces <sup>(\*)</sup>
- CE markings approved <sup>(\*)</sup>

<sup>(\*)</sup> See panel type description




Loggiawood®, Sous Chavort, Apartments, Montmélián (FR)

## Flexguide®

Patented, flexible lower guiding system for sliding panels.

The unique solution for sloping or irregular surfaces - see page 26 - 27.

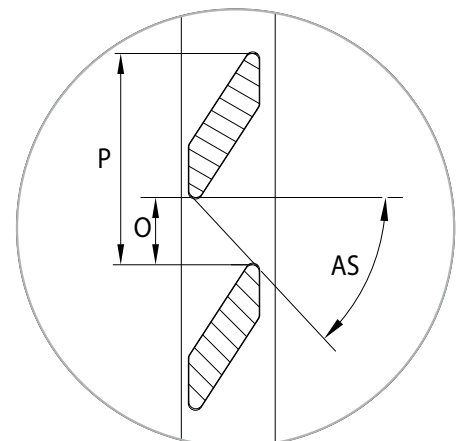


Flexguide®

## Parameters

Each type of panel is characterized by its properties in terms of visual transparency and sun protection. Visual transparency is represented by the parameter OV (= O/P), the perpendicular visual opening; the larger OV, the more visibility through the panels.

The level of sun protection is represented by AS: the limitation angle of sunray incidence; the smaller AS, the more efficient the sun protection.





## Description

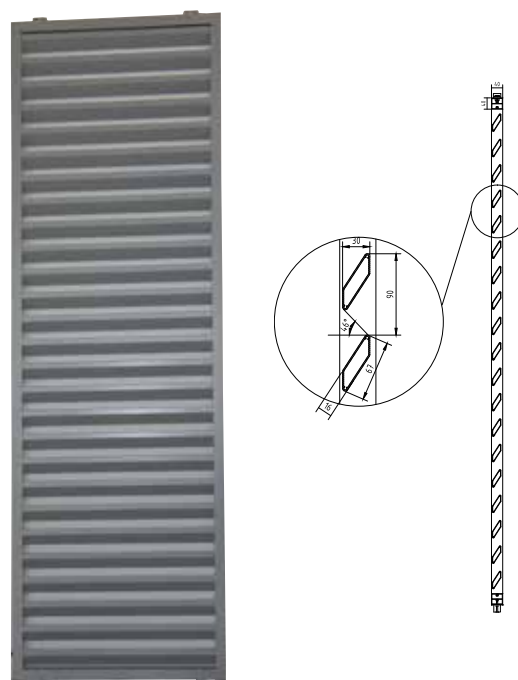
Loggialu Paro combines the functionality of an efficient sun protection panel with the elegant appearance and aesthetic design of a high-quality modern concept. The frame ensures its stability, whilst the aluminium blades are incorporated into the side channels discreet and without visible fixing.

## Product

- Efficient sun protection with maximum light and comfortable viewing
- Similar view of the element from inside and outside
- Finished panels without visible fixing elements
- Panel in extruded aluminium with anodised or powder coated finish
- Low maintenance:
  - High quality and maintenance-free slide fittings
  - Powder-coated or anodised aluminium finish, easy to clean
- Suitable as sliding or fixed panel
- Sliding systems:
  - Easy sliding
  - Symmetrical sliding
  - Telescopic sliding (Loggialu Paro 0140)
  - Manual or motorised
- Sizes are depending on the local wind load and regional legislation
- Loggialu Paro is available pre-assembled (custom manufacturing) or for self-assembly as a modular design (stock lengths, accessories and parts)

## Technical specifications

- Aluminium components
  - Aluminium extrusion, alloy EN AW-6063 T66
  - Anodised (20 micron) F1
  - Polyester powder coating RAL or Syntha Pulvin® colours (60-80 µ / 40 µ (UK))
- Blades
  - Blade pitch : 90 mm
  - Depth : 30 mm
  - Inclination : 33°
  - Extreme angle of sunlight AS: 46°
  - Perpendicular visual opening OV: 31%
  - Maximum free span of the blade: 1500 mm
  - Larger panel widths (> 1500 mm) are possible with spacers.
- CE markings approved
- Frames
  - Loggialu Paro 0140:
    - Frame with a depth of 40 mm, suitable for normal panel dimensions (maximum panel height 3000 mm) and wind loads.
  - Loggialu Paro 0160:
    - Frame with a depth of 60 mm, suitable for normal panel dimensions (maximum panel height 3500 mm) and wind loads.
- Depending on the height of the sliding panel, the horizontal frame profile (above and/or below) can be 70 mm high instead of 40 mm



## Options

- Flexible lower guiding system: Flexguide

### Overview of possible panel heights “H” based on Wind load qb and panel width “W”:

#### Loggialu® Paro 0140

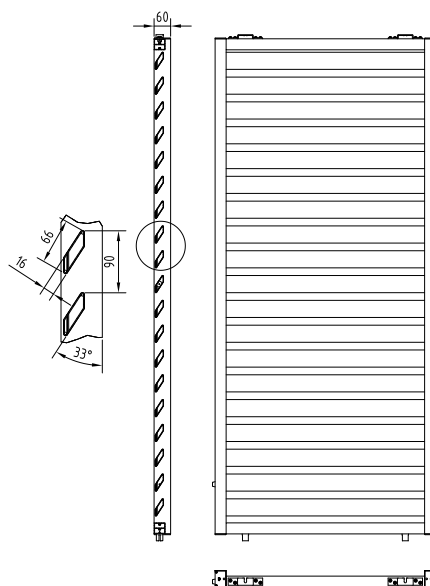
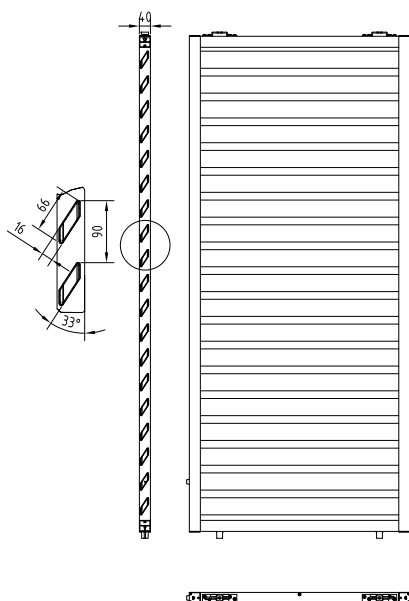
Wind load qb in Pa	Typical panel widths “W” in mm		
	800	1200	1500
600	3000 H	2730 H	2580 H
800	2800 H	2540 H	2400 H
1200	2540 H	2300 H	2170 H <sup>(*)</sup>

<sup>(\*)</sup> = with spacer:

In consultation with our project team for detailed or larger panel dimensions.  
Basic wind load qb in accordance with norm ENV 1991-2-4(1995).

#### Loggialu® Paro 0160

Wind load qb in Pa	Typical panel widths “W” in mm		
	800	1200	1500
600	3500 H	3500 H	3500 H
800	3500 H	3450 H	3270 H
1200	3450 H	3120 H	2950 H <sup>(*)</sup>





# Loggialu® Paro Privacy



## Description

Loggialu Paro Privacy combines the functionality of an efficient sun protection panel with the elegant appearance and aesthetic design of a high-quality modern concept.

The blades are moveable with the "Privacy" concept, so they can be manually tilted from a closed to a completely open position or vice versa.

The secure surrounding frame of extruded aluminium ensures good shape retention of the whole without visible fixations in the corners.

## Product

- Blades suitable for manual tilting from closed to open position or vice versa and divided into two operating areas, which allows, for example, the blades to be in an open position above and closed below
- Aesthetically finished panels without visible fixing elements
- Frame and blades in extruded aluminium with anodised or powder coated finish
- Pre-assembled and ready to install, custom manufacture
- Low maintenance:
  - High quality and maintenance-free slide fittings
  - Powder-coated or anodised aluminium finish, easy to clean
- Suitable as sliding or fixed panel
- Sliding systems:
  - Easy sliding
  - Symmetrical sliding
  - Telescopic sliding (Loggialu Paro 0140 Privacy)
- Sliding panel manually operated or motorised
- Sizes are depending on the local wind load and regional legislation

## Technical specifications

- Aluminium components
  - Aluminium extrusion, alloy EN AW-6063 T66
  - Anodised (20 micron) F1
  - Polyester powder coating RAL or Syntha Pulvin colours (60-80 µ / 40 µ (UK))
- Blades:
  - Blade pitch : 57 mm
  - Blade inclination: 147°
  - Size of the blade: 65 x 16 mm
  - Maximum free span of the blade: 1.500mm
- CE markings approved
- Frames
  - Loggialu Paro 0140 Privacy:  
Frame with a depth of 40 mm, suitable for normal panel dimensions (maximum panel height 3000 mm) and wind loads.
  - Loggialu Paro 0160 Privacy:  
Frame with a depth of 60 mm, suitable for normal panel dimensions (maximum panel height 3500 mm) and wind loads.
- Depending on the height of the sliding panel, the horizontal frame profile on top can be 55 mm instead of 40 mm and 55 or 70 mm below instead of 40 mm high.

## Options

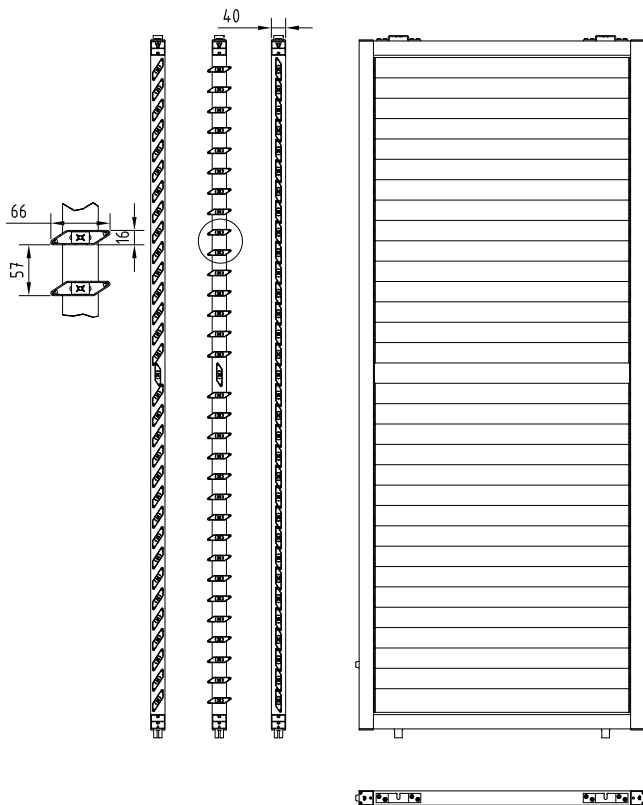
- Flexible lower guiding system Flexguide



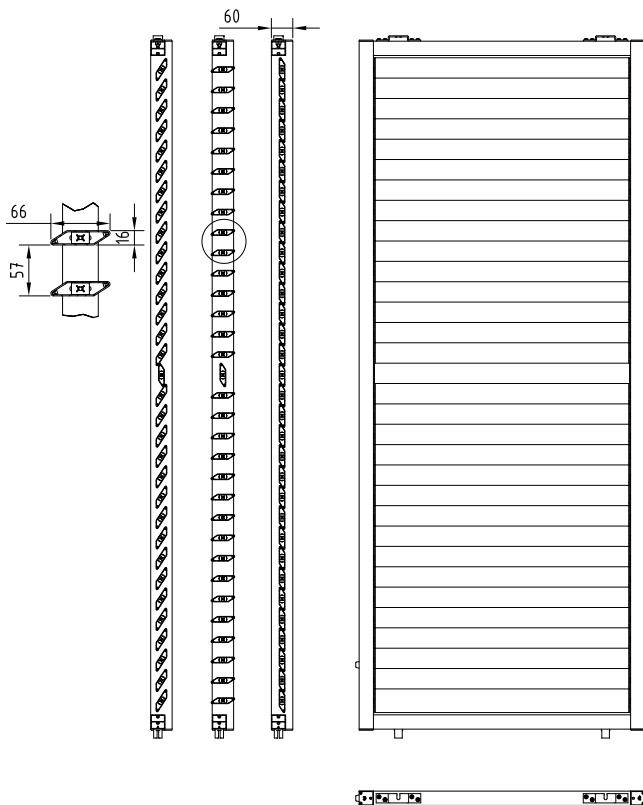
*Blades can be manually tilted from the closed to completely open position*

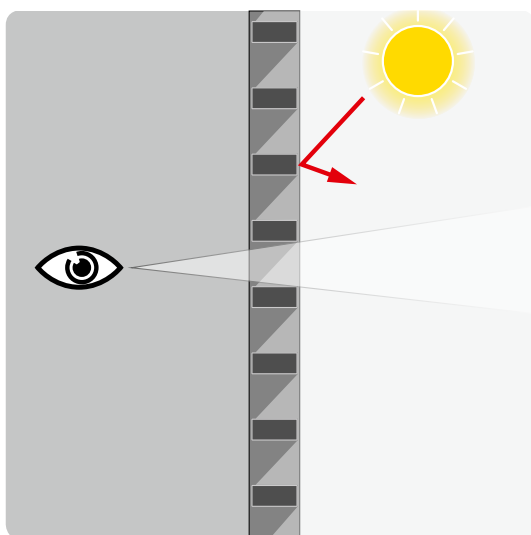


Loggialu® Paro 0140 Privacy



Loggialu® Paro 0160 Privacy





## Description

Loggialu Plano combines the functionality of an efficient sunshade with the elegant appearance and aesthetic design of a high-value contemporary concept. The firmly encircling framework guarantees good retention of shape for the entire unit, while the fine, perpendicular aluminium louvres are incorporated discreetly and without visible attachment into the vertical side profiles of the framework.

## Product

- Efficient sun protection during maximum light entry and a comfortable view
- Identical appearance of the element both inside and outside
- Finished panels without visible connecting elements
- Panel in extruded aluminium with anodised or powder-coated finish
- Low maintenance:
  - High-value and low maintenance sliding hardware
  - Powder-coated or anodised aluminium, easy to clean
- Suitable as sliding panel or fixed panel
- Sliding systems:
  - Simple, symmetrical, telescopically sliding (Loggialu Plano 0140), manual or motor-driven
- Possible dimensions depend on the local wind force and regional regulations<sup>(\*)</sup>
- Loggialu Plano is delivered ready for installation (custom production).

<sup>(\*)</sup> In consultation with our project team



## Technical characteristics

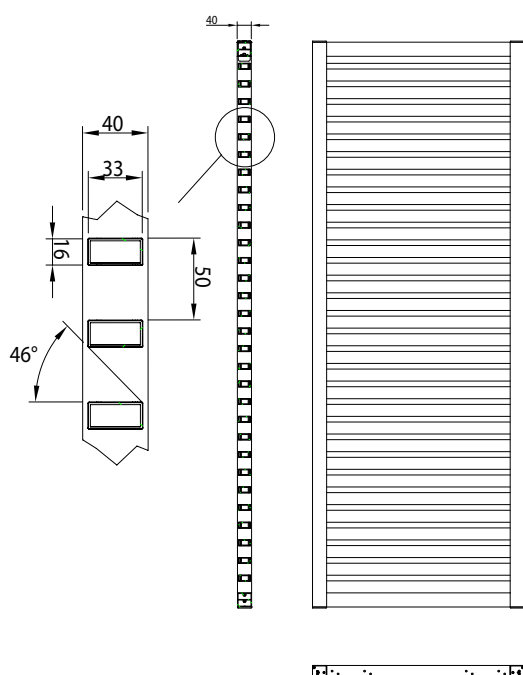
- Aluminium components:
  - Aluminium extrusion, EN AW-6063 T66 alloy
  - Anodised (20 micron) F1
  - Polyester powder-coat paint (60-80 micron) in RAL colours
- Louvres
  - Step: 50 mm
  - Depth: 33 mm
  - Height: 16 mm
  - Outermost angle of direct sun entry AS: 46°
  - Perpendicular visual opening OV: 32 %
  - Maximum possible unsupported span for the louvre: 1,200 mm
- CE certified sliding panels
- Frames
  - Loggialu Paro 0140: Frame with a depth of 40 mm. Suitable for normal dimensions (maximum panel height 3000 mm) and wind forces.
  - Loggialu Paro 0160: Frame with a depth of 60 mm. Suitable for larger dimensions (maximum panel height 3500 mm) and higher wind forces.
- Depending on the height of the sliding panel, the horizontal framework profile (upper and/or lower) is 70 mm high instead of 40 mm.



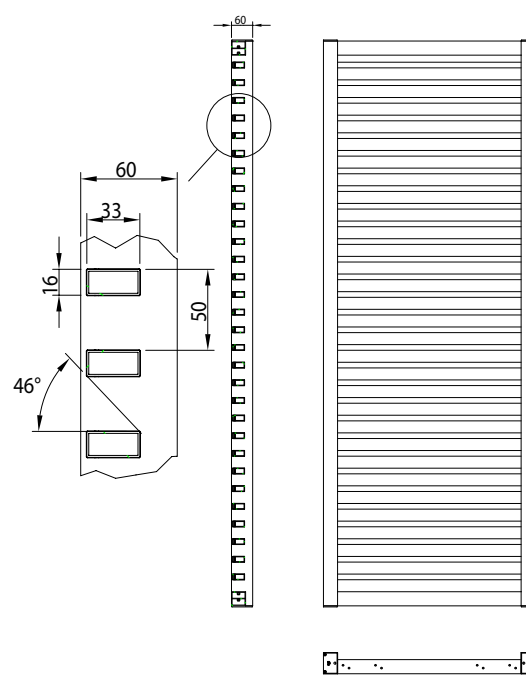
## Options


- Flexguide flexible lower guide

Loggialu® Plano 0140



Loggialu® Plano 0160





## Description

Loggiawood Paro combines the quality of aluminium and the naturalness of wood in an efficient, aesthetic contemporary system. The solid extruded aluminium frame ensures the panel retains its shape, with the wooden blades providing a very natural and elegant look.

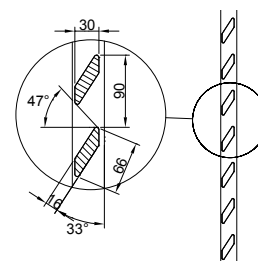
## Product

- Efficient sun protection with maximum light and comfortable viewing
- Similar view of the element from inside and outside
- Finished panels without visible fixing elements
- Panel in extruded aluminium with anodised or powder coated finish
- Low maintenance:
  - High quality and maintenance-free slide fittings
  - Powder-coated or anodised aluminium finish, easy to clean
- Suitable as sliding or fixed panel
- Sliding systems:
  - Easy sliding
  - Symmetrical sliding
  - Telescopic sliding (Loggialu Paro 0140)
  - Manual or motorised
- Sizes depending on the local wind load and regional legislation
- Loggialu Paro is available pre-assembled (custom manufacturing) or for self-assembly as a modular design (stock lengths, accessories and parts)



## Technical specifications

- Aluminium components
  - Aluminium extrusion, alloy EN AW-6063 T66
  - Anodised (20 micron) F1
  - Polyester powder coating RAL or Syntha Pulvin colours (60-80 µ / 40 µ (UK))
- Wooden blades
  - WR Cedar Clear n 2
  - Untreated, for natural aging
  - Blade pitch: 90 mm
  - Depth: 30 mm
  - Inclination: 33°
  - Extreme angle of sunlight AS: 46°
  - Perpendicular visual opening OV: 31%
  - Maximum possible free span of the blade: 1.200 mm
  - Larger panel widths (> 1.200 mm) are possible using spacers.
- CE markings approved
- Frames
  - Loggiawood Paro 0140:
    - Frame with a depth of 40 mm, suitable for normal panel dimensions (maximum panel height 3000 mm) and wind loads.
  - Loggiawood Paro 0160:
    - Frame with a depth of 60 mm, suitable for normal panel dimensions (maximum panel height 3500 mm) and wind loads.
- Depending on the height of the sliding panel, the horizontal frame profile (above and/or below) can be 70 mm high instead of 40 mm



## Options

- Flexible lower guiding system Flexguide

### Overview of possible panel heights “H” based on Wind load qb and panel width “W”:

#### Loggiawood® Paro 0140

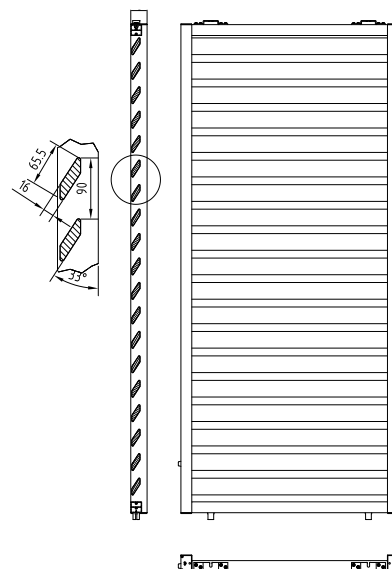
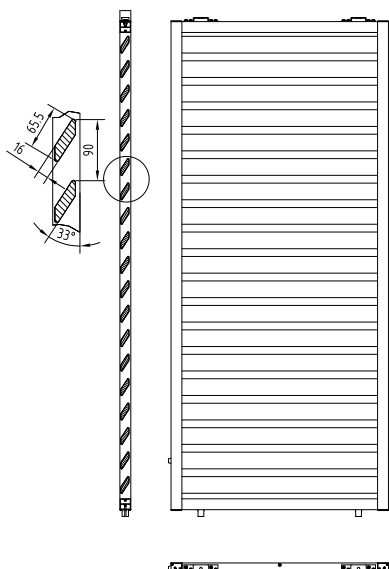
Wind load qb in Pa	Typical panel widths “W” in mm		
	800	1200	1500
600	3000 H	2740 H	2590 H <sup>(*)</sup>
800	2820 H	2550 H	2410 H <sup>(*)</sup>
1200	2550 H	2300 H	2180 H <sup>(*)</sup>

<sup>(\*)</sup> = with spacer:

In consultation with our project team for detailed or larger panel dimensions.  
Basic wind load qb in accordance with norm ENV 1991-2-4(1995).

#### Loggiawood® Paro 0160

Wind load qb in Pa	Typical panel widths “W” in mm		
	800	1200	1500
600	3500 H	3500 H	3500 H <sup>(*)</sup>
800	3500 H	3460 H	3280 H <sup>(*)</sup>
1200	3460 H	3130 H	2960 H <sup>(*)</sup>



# Loggiawood® Paro Privacy



## Description

Loggiawood Paro Privacy combines the quality of aluminium and the natural aspect of wood in an aesthetic and efficient modern concept. The blades are moveable with the “Privacy” concept, so they can be manually tilted from a closed to a completely open position or vice versa. The frame of extruded aluminium ensures its stability, whilst the wooden blades on the panel provide a very natural and elegant appearance.

## Product

- Blades suitable for manual tilting from closed to open position or vice versa and divided into two operating areas, which allows, for example, the blades to be in an open position above and closed below
- Aesthetically finished panels without visible fixing elements
- Frame in extruded aluminium with anodised or powder coated finish
- Pre-assembled and ready to install, custom manufacture
- Low maintenance:
  - High-quality wood, suitable for natural aging
  - High-quality and maintenance-free slide fittings
  - Powder-coated or anodised aluminium finish, easy to clean
- Suitable as sliding or fixed panel
- Sliding systems:
  - Easy sliding
  - Symmetrical sliding
  - Telescopic sliding (Loggiawood Paro 0140 Privacy)
- Sliding panel can be manually operated or motorised
- Sizes are depending on the local wind load and regional legislation

## Technical specifications

- Aluminium components
  - Aluminium extrusion, alloy EN AW-6063 T66
  - Anodised (20 micron) F1
  - Polyester powder coating RAL or Syntha Pulvin colours (60-80 µ / 40 µ (UK))
- Wooden blades
  - WR Cedar Clear n 2
  - Untreated, for natural aging
  - Blade pitch : 57 mm
  - Blade inclination: 147°
  - Size of the blade: 65 x 16 mm
  - Maximum free span of the blade: 1.200 mm
- CE markings approved
- Frames
  - Loggiawood Paro 0140 Privacy:  
Frame with a depth of 40 mm, suitable for normal panel dimensions (maximum panel height 3000 mm) and wind loads.
  - Loggiawood Paro 0160 Privacy:  
Frame with a depth of 60 mm, suitable for normal panel dimensions (maximum panel height 3500 mm) and wind loads.
- Depending on the height of the sliding panel, the horizontal frame profile above can be 55 mm instead of 40 mm and 55 or 70 mm below instead of 40 mm high.

## Options

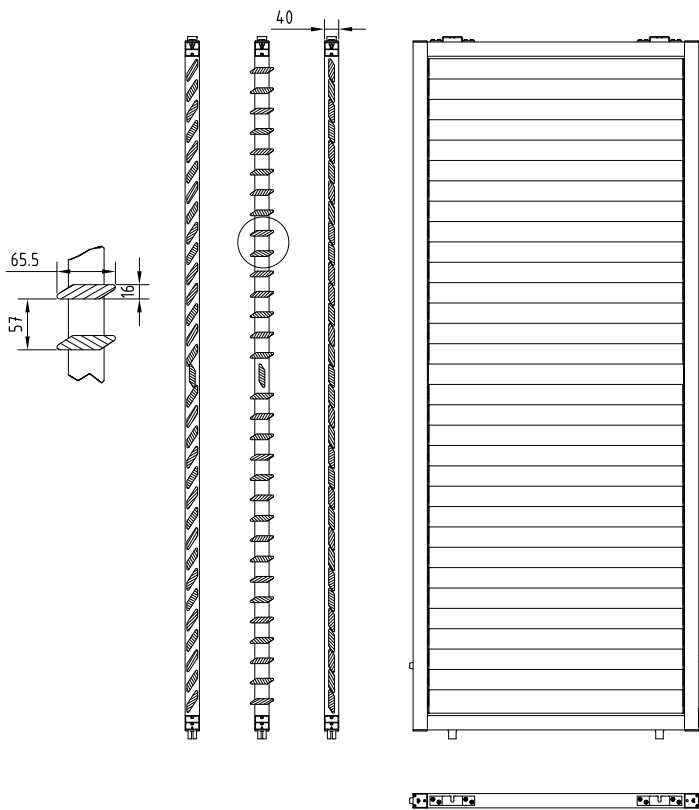
- Flexible lower guiding system Flexguide



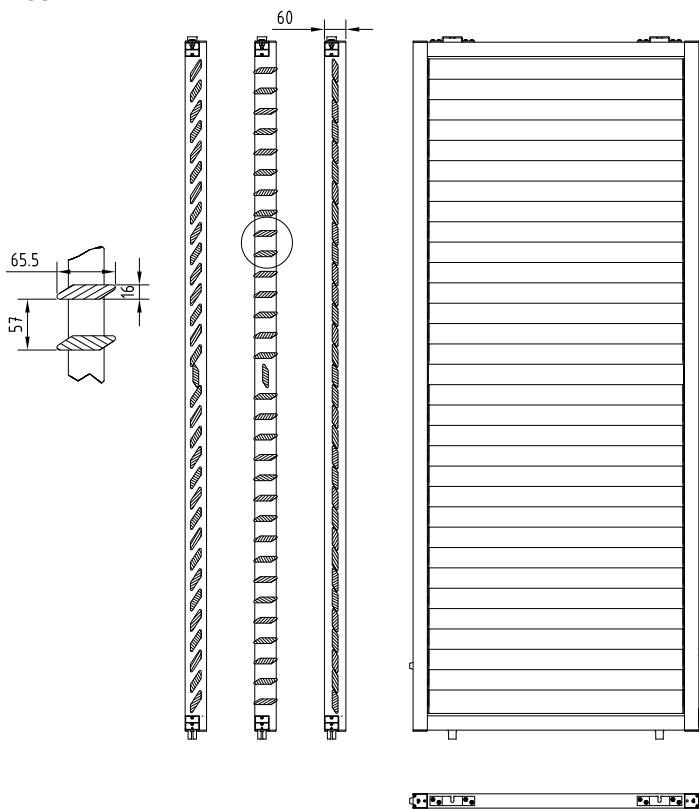
*Blades can be manually tilted from a closed to a completely open position*



Loggiawood® Paro 0140 Privacy



Loggiawood® Paro 0160 Privacy



# Loggiascreen® Canvas



## Description

Loggiascreen Canvas is a sliding panel with a contemporary design, which combines the characteristics of different materials. For efficient management of light and heat penetration, a high performant sun protection screen is clamped around a firm aluminum frame. A minimalistic look is obtained thanks to the invisible frame.

## Technical features

- Efficient sun protection
- Finished panels without visible connecting elements
- Panel in extruded aluminium with anodised or powder-coated finish
- Screen made of prestressed coated polyester fabric (Soltis) or glass fibre (Sergé)
- Low maintenance:
  - High-value and low maintenance sliding hardware
  - Powder-coated or anodised aluminium, easy to clean
- Suitable as sliding panel or fixed panel
- Sliding systems:
  - Simple, symmetrical, telescopically sliding (Loggialu Plano 0140), manual or motor-driven
- Possible dimensions depend on the local wind force and regional regulations<sup>(\*)</sup>. Maximum panel height 3000 mm
- Loggiascreen Canvas is delivered ready for installation (custom production).
- CE certified sliding panels
- Frame 40 x 55 mm

<sup>(\*)</sup> In consultation with our project team.

## Material

- Aluminium extrusion, EN AW-6063 T66 alloy
- Screen fabric based on prestressed coated polyester fabric (Soltis 86) or glass fibre (Sergé), available in a wide range of colours

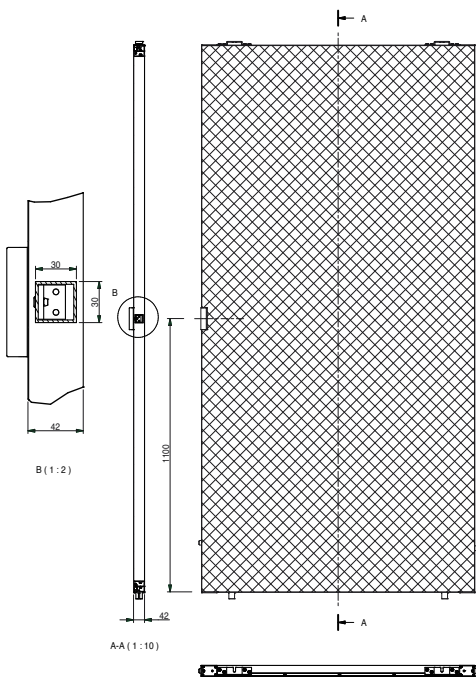
## Finish

Aluminium components:

- Anodised (20 micron) F1
- Polyester powder-coat paint (60-80 micron) in RAL colours

## Options

- Flexguide flexible lower guide
- Aluminium handle





## Description

Loggiascreen 4FIX combines the characteristics of different materials and systems in a solution distinguished by its elegance, flexibility and efficiency. Double the attraction – the fabric is attached on all four sides and is held under permanent tension by an integrated system into the top and bottom frames. Loggiascreen 4FIX is a system of panels (sliding or fixed) containing a taught fabric, which allows you to control light and heat penetration by changing the position of the panels to suit your needs. Loggiascreen 4FIX can also be used to provide privacy and protection from the wind.

## Technical features

- Extruded aluminium frame, anodised or powder-coated
- Solid structure for high wind resistance
- Integrated system for attaching the fabric on all sides
- Permanent fabric tension
- Factory-assembled and delivered ready-to-fit, made to measure
- High-quality, maintenance-free sliding fittings
- Screen made of prestressed coated polyester fabric (Soltis) or glass fibre
- Motorised or manual sliding panels
- Dimensions depending on the local and regional legislation and the wind load <sup>(\*)</sup>. Maximum panel height: 3000 mm.

<sup>(\*)</sup> To be determined per project in conjunction with our project team

## Material

- Aluminium extrusion, EN AW-6063 T66 alloy
- Screen fabric based on prestressed coated polyester fabric (Soltis 86) - available in a wide range of colours. Other types of fabric available on request.

## Finish

Aluminium parts:

- Anodised (20 microns)
- Polyester powder-coated RAL or Syntha Pulvin colours (60 - 80 µ / 40 µ (UK))

## Frames

### • Loggiascreen 4FIX LG.040

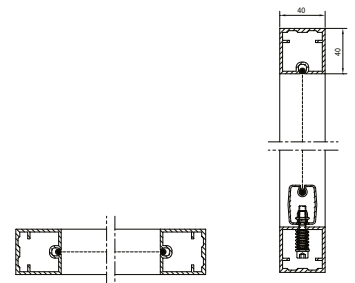
Frame having a depth of 40mm, suitable for normal panel dimensions and wind loads.

### • Loggiascreen 4FIX LG.067

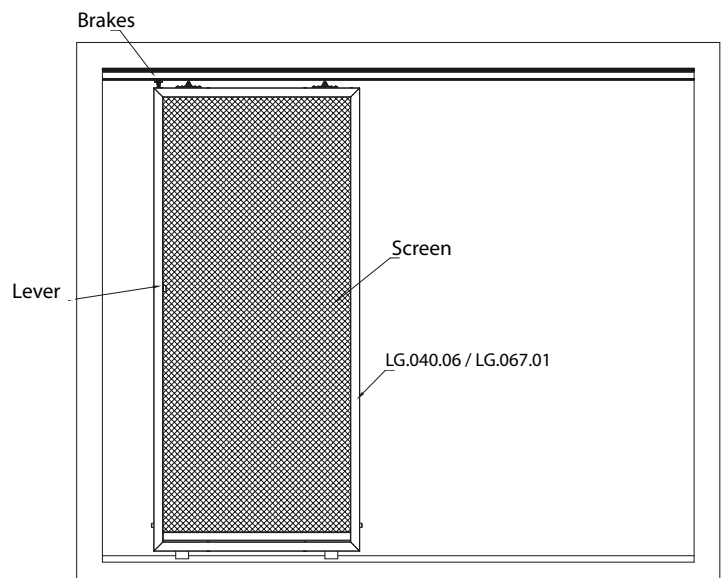
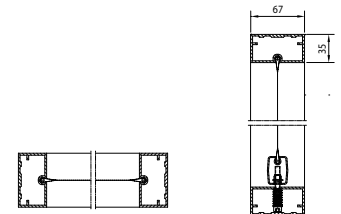
Frame having a depth of 67mm, suitable for larger panel sizes and higher wind loads.



Loggiascreen® 4FIX LG.040



Loggiascreen® 4FIX LG.067





# Loggialu® LG.040 + LG.065

*Loggia® LG.065 with L.066.01, Keppekouter,  
Offices, Erembodegem (BE)*



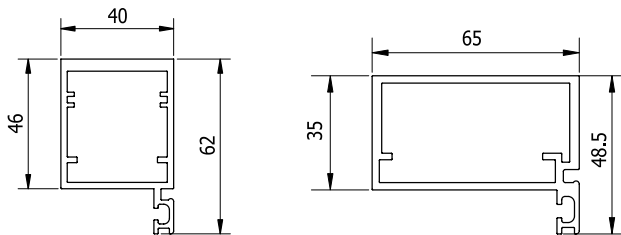


## Description

Loggialu LG.040 and LG.065 are systems with a slim frame that goes all the way around and serve to control the solar heat and natural daylight. The fittings for these sliding panels consist of fixed blades of extruded aluminium, clipped into the system using the appropriate blade holders.

## Finish

- Anodised (20 micron)
- Polyester powder-coated RAL or Syntha Pulvin colours (60 - 80 µ / 40 µ (UK))



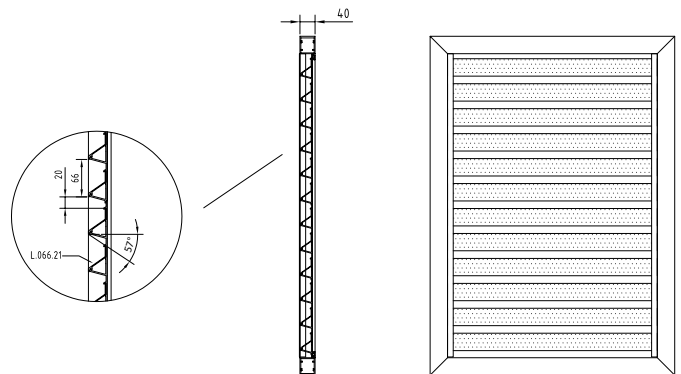
Loggia®, Nursing Home, residential, Luxembourg (LU)

### LG.040 + L.066.21

Normal maximum dimensions:

Qb	Typical dimension L x H (mm x mm)
650 Pa	1100 x 2500
800 Pa	900 x 2500
1250 Pa	800 x 2240

Perpendicular visual opening OV: 30,3 %  
 Limited angle of sunray incidence AS: 33°  
 Blade pitch: 66 mm

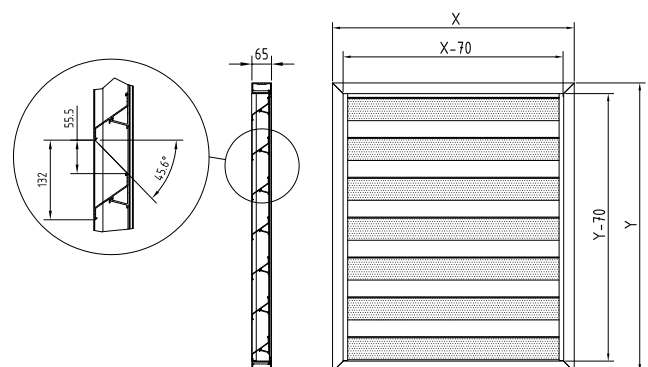


### LG.065 + L.066.01

Normal maximum dimensions:

Qb	Typical dimension L x H (mm x mm)
650 Pa	1000 x 3220
800 Pa	1000 x 3010
1250 Pa	800 x 2790

Perpendicular visual opening OV: 42 %  
 Limited angle of sunray incidence AS: 45°  
 Blade pitch: 132 mm



## Loggialu® LG.130



*Loggia® 130 with Icarus® 125,  
TMWV Offices, Asse (BE)*

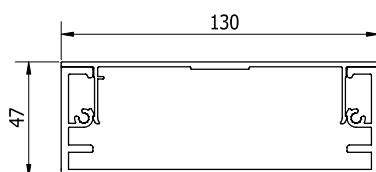


## Description

Loggia LG.130 frames are extra rigid, designed to meet the requirements for sun protection panels up to 6,000 mm in height. The local wind pressure bearing on the system and the type of blade to be fitted are always taken into account. LG.130 type frames can be fitted with different types of blades: ICA.125, ICA.150, ICP.150 and SE.130. The blades can be positioned at different inclinations and at different intervals. The following table suggests twenty different possibilities. Other configurations are possible on request.

## Finish

- Anodised (20 microns)
- Polyester powder-coated RAL or Syntha Pulvin colours (60 - 80 µ / 40 µ (UK))



Loggia® 130 with Icarus® 125,  
TMWV Offices, Asse (BE)

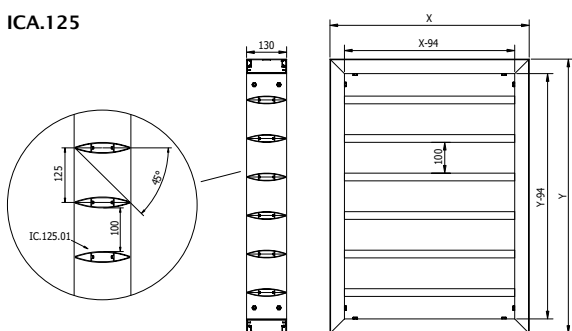
Blade type	Angle (°)	Blade pitch (mm)	AS (°)	OV (%)
ICA.125	90	125	45	80,0
ICA.125	75	125	37	70,8
ICA.125	75	150	44	75,7
ICA.125	60	125	30	48,4
ICA.125	60	150	39	57,0
ICA.125	60	175	46	63,1
ICA.125	45	125	22	28,3
ICA.125	45	150	35	40,3
ICA.125	45	175	44	48,8
ICA.150	59	150	29	46,0

Blade type	Angle (°)	Blade pitch (mm)	AS (°)	OV (%)
ICA.150	59	200	44	59,5
ICA.150	45	150	22	27,8
ICA.150	45	200	42	45,9
ICP.150	45	150	15	15,3
ICP.150	45	200	41	36,5
SE.130	60	130	30	46,8
SE.130	60	160	40	56,8
SE.130	45	130	22	27,5
SE.130	45	160	37	41,1
SE.130	45	190	47	50,4

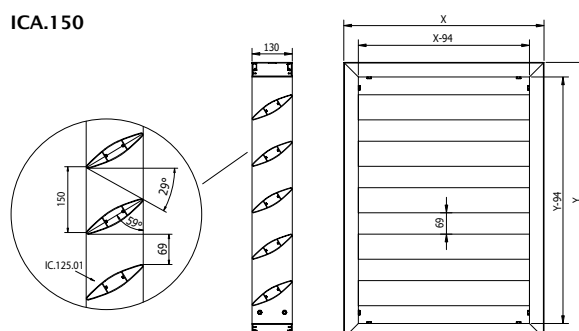
AS: Limit angle of sunray incidence • OV: Perpendicular visual opening • Definitions: see page 5

## EXAMPLES

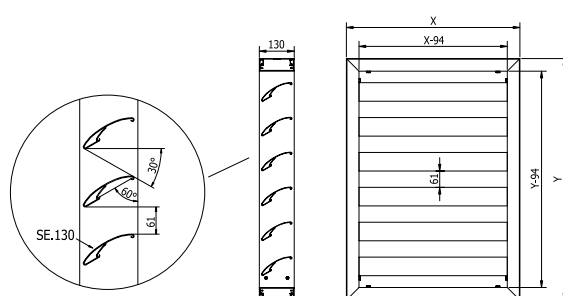
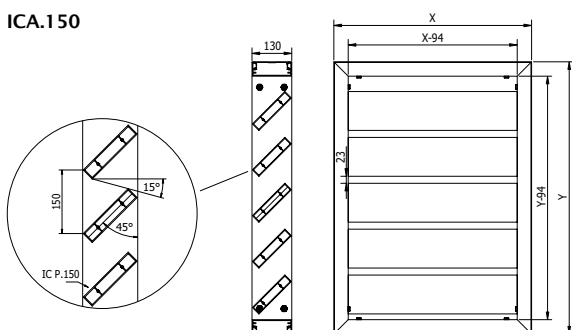
### ICA.125





### ICA.150



### ICA.150



# Moveable louvres



To manage solar heat and natural daylight even more effectively, RENSON® has developed the Loggialu LG.130 with manually moving blades ICA.125. This system allows not only the panel to be put in the desired position, but the blades can also be rotated into their ideal position. The angle of the blades depends on the position of the sun or the desired sun shading.

## Applications

- Sun protection
- Intensive ventilation
- Visual screen
- Control of daylight
- Control of shading

## Technical features

- Aluminium extrusion, alloy EN AW-6063 T66
- Anodised (20 micron) F1
- Polyester powder-coated RAL or Syntha Pulvin colours (60-80 µ / 40 µ (UK))
- Made-to-measure
- Sliding panel operated manually or motorised
- Manual tilting blades
- Blades adjustable in 15° increments (7 positions)
- Maximum dimensions to be checked on request

## Materials

- Aluminium extrusion, EN AW-6063 T66 alloy

## Finish

Aluminium parts:

- Anodised (20 microns)
- Polyester powder-coated RAL or Syntha Pulvin colours (60 - 80 µ / 40 µ (UK))





*Fixscreen® 100<sup>EVO</sup> - Loggia® LG.130 with Icarus® ICA.125,  
Private Residence, Breda (NL)*



*Loggia® LG.130 with ICA.125, Campus KaSo,  
School, Maaseik (BE)*



*Loggialu® Paro 0140, Brede School 't Duyfrak,  
Valkenburg (NL)*



*Sunclips® EVO SE.096 - Loggiawood® - Fixscreen® 100<sup>EVO</sup>,  
Feys, Offices, Poperinge (BE)*



## Patio® sliding panels



*Sunclips® SE.096.01 Patio - Louvre 432, Ter Dompel,  
Apartments, Waregem (BE)*



## Description

Sunclips and Icarus Patio are sliding panels consisting of sun protection blades screwed between 2 flat vertical profiles. This assembly principle is the basis of this product's great flexibility: different types of blades can be installed at different intervals or at different angles.

Patio sliding panels are notable for the elegant design of the vertical profiles.

The maximum panel dimensions depend on the selected profiles and the local wind pressure bearing on the system.

## Finish

- Anodised (20 microns)
- Polyester powder-coated RAL or Syntha Pulvin colours (60 - 80 µ / 40 µ (UK))



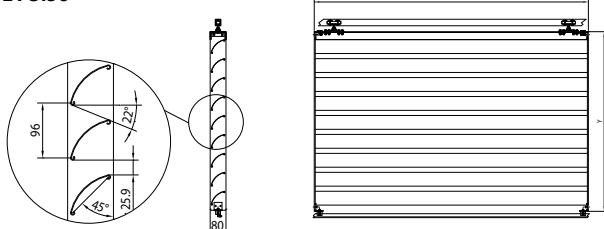
Sunclips® Patio, Residences Bergschenhof, Bergschenhoek (NL)

Blade type	Angle (°)	Blade pitch (mm)	AS (°)	OV (%)
EVO.96	45	96	22	27
EVO.96	45	115	35	39
EVO.96	45	135	45	48
EVO.130	45	130	22	28
EVO.130	45	160	36	41
EVO.130	45	190	47	50
ICA.100	0	100	45	77
ICA.100	0	120	50	81
ICA.100	15	100	37	70
ICA.100	15	120	44	75
ICA.100	30	100	30	48
ICA.100	30	120	39	57
ICA.100	30	140	46	63
ICA.100	45	120	22	28
ICA.100	45	120	35	40
ICA.100	45	140	44	49
ICA.125	0	125	45	80
ICA.125	0	150	50	83

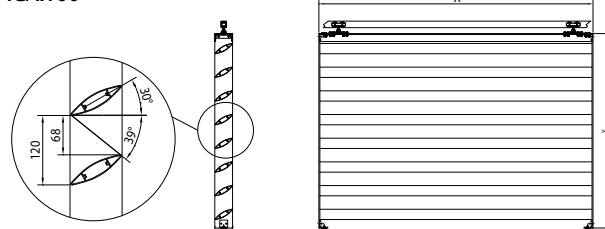
Blade type	Angle (°)	Blade pitch (mm)	AS (°)	OV (%)
ICA.125	15	125	37	71
ICA.125	15	150	44	76
ICA.125	30	125	30	48
ICA.125	30	150	39	57
ICA.125	30	175	46	63
ICA.125	45	125	22	24
ICA.125	45	150	35	40
ICA.125	45	175	45	49
ICP.060	0	60	40	83
ICP.060	0	75	47	87
ICP.060	15	60	32	58
ICP.060	15	75	42	67
ICP.060	30	60	25	36
ICP.060	30	75	38	49
ICP.060	30	90	48	57
ICP.060	45	60	17	18
ICP.060	45	75	36	34
ICP.060	45	90	48	45

AS: Limit angle of sunray incidence • OV: Perpendicular visual opening • Definitions: see page 5

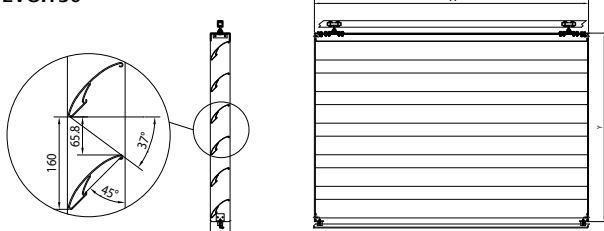
### EVO.96



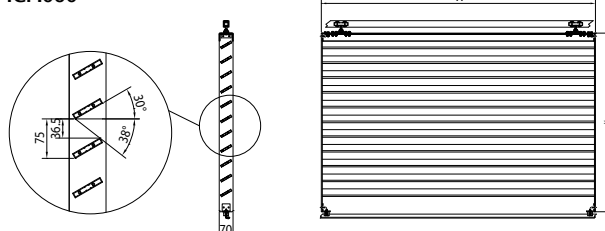
### ICA.100



### EVO.130



### ICP.060





Use with sloping surface e.g.:  
terrace covering with drainage slope



Use between 2 levels e.g.:  
ceiling and floor with possible constructional defects

## Description

Flexguide by RENSON® is a patented, flexible lower guiding system that can compensate for level differences of up to 50 mm. This flexible lower guiding system automatically adjusts itself in situations with drainage slopes or uneven surfaces due to construction faults or temporary loads due to the spring tension, so that it is not necessary to thicken or double up the lower guiding system profile.

The lower guiding system is simply anchored to the surface, just as if it were a flat surface. The spring-loaded pin in the Flexguide continuously maintains contact with this lower guiding system, even on a sloping or irregular surface.

## Uses

- Sloping surfaces such as terrace coverings with drainage slope
- Between 2 levels such as ceiling and floor with possible constructional faults

## Features

### Aesthetic

- Flexguide is **discreet** and integrated into the sliding panels frame profile without visible fixings.

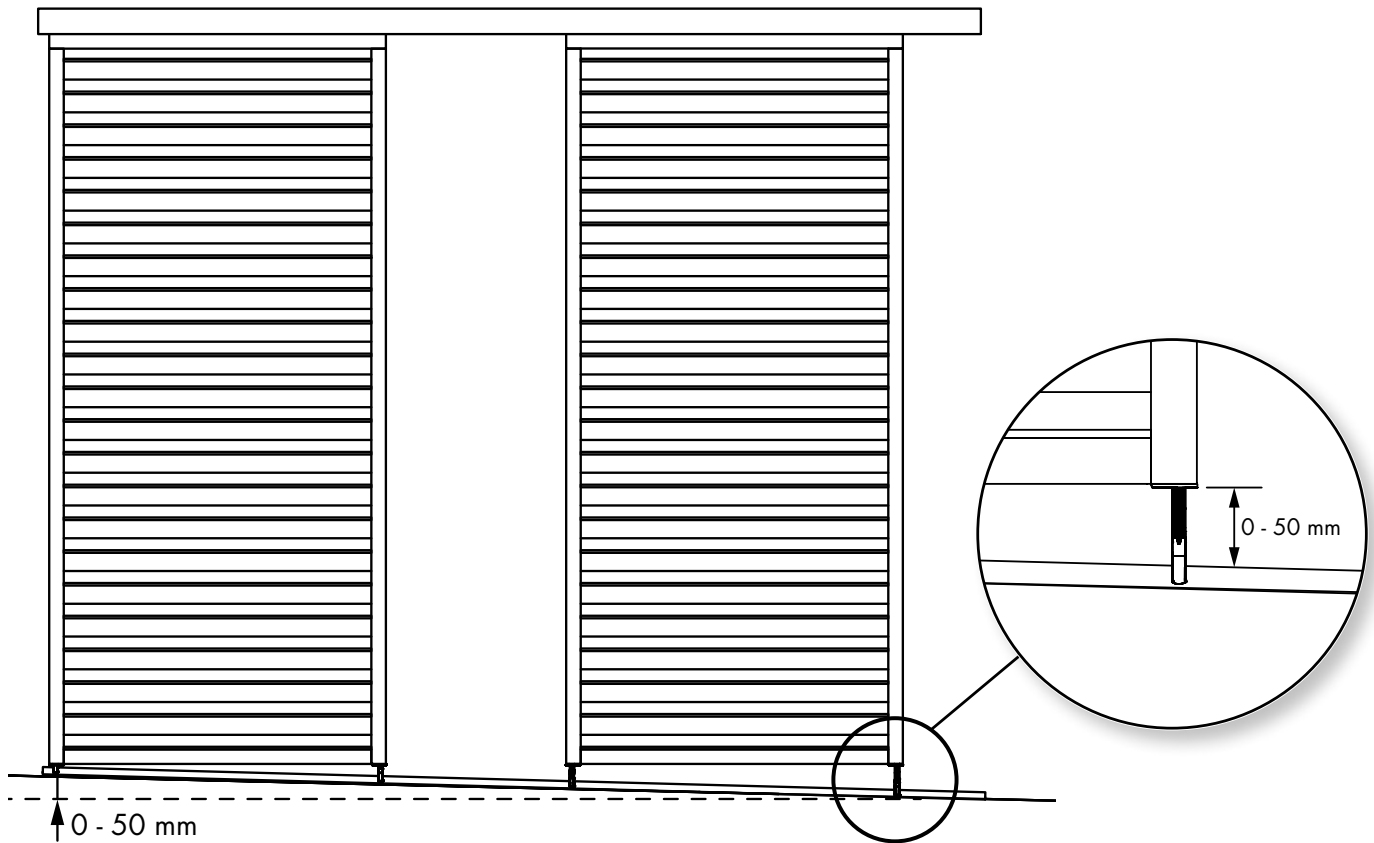
### Guarantees stability

- Resistant to thermal expansion
- Resistant to setting of building and building parts (permanent or temporary)

## Technical features

- Flexguide has been made entirely from **stainless steel material** and is maintenance free
- The above-mentioned types of sliding panels with Flexguide meet all CE requirements as stated in the declaration of performance DoP/ RP/001 on the basis of harmonised technical specifications according to EN 13659:2004.
- During the development phase, Flexguide has undergone **durability testing** ensuring functionality and service life.
- Flexguide is also available as a separate component for **Loggia building box system** (modular system).

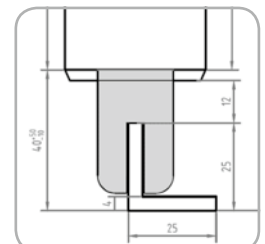
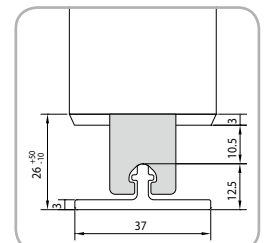




#### Types of Flexguide® and uses:

##### 1. Flexguide®-Plus

- 37x12,5x3 mm
- "T" under-base guiding profile with slight elevation of 12,5 mm suitable for openings, e.g.: wheelchair users
- Typical application: terrace covering



##### 2. Flexguide®-Long

- 25x25x4 mm
- "L" under-base guiding profile with height of 25 mm
- Typical application: suitable for high wind loads

# Sliding systems



Loggia® LG.065 with perforated plate, Private Residence, Apartments , Brussels (BE)



Rabobank Franeker (NL)

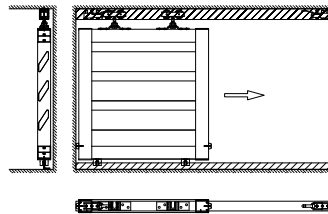


Apartment Faulenstrasse (DU)

Depending on the situation and user preferences, different sliding systems can be selected:

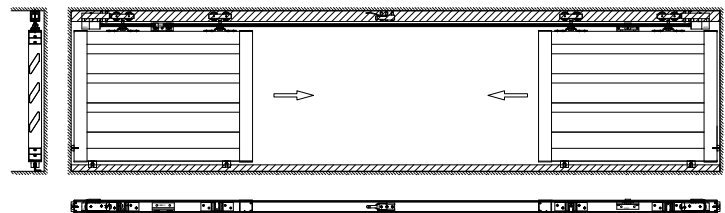
- **Individually sliding**

For this application, the panels are controlled individually. Each panel can be placed in its desired position without affecting the other panels.



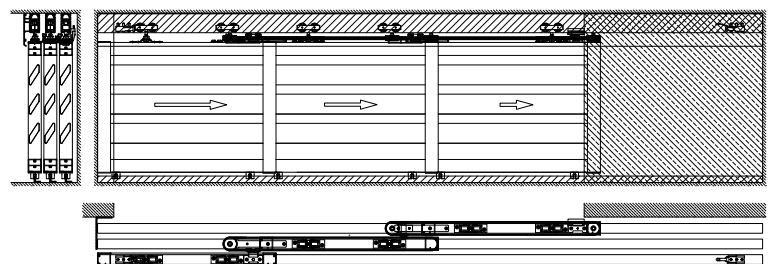
- **Symmetrically sliding**

This system consists of pairs of mutually interconnected panels. The panels are connected in order to move symmetrically in relation to one another.



- **Telescopically sliding**

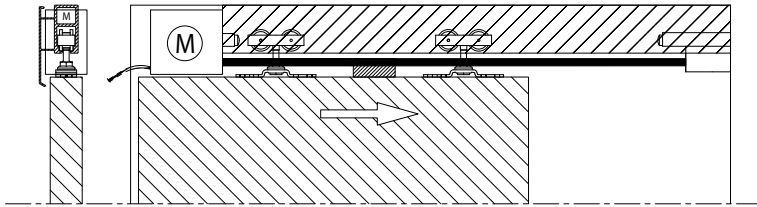
For applications requiring wider window surfaces to be shaded in one go, telescopically connected panels are a suitable option. In this system, two or more panels are telescopically interconnected so that, if controlled, they telescopically slide out or behind one another. Each panel moves in a different rail and, in open position, they are neatly "parked" behind one another.





All sliding systems can be operated manually or motorised.

- 230V motor is suitable for operating with a simple switch, remote control or by connecting it to a Building Management System (BMS).



The sun protection panels described above can also be applied in other ways than sliding panels, e.g. as fixed installations or as folding systems.

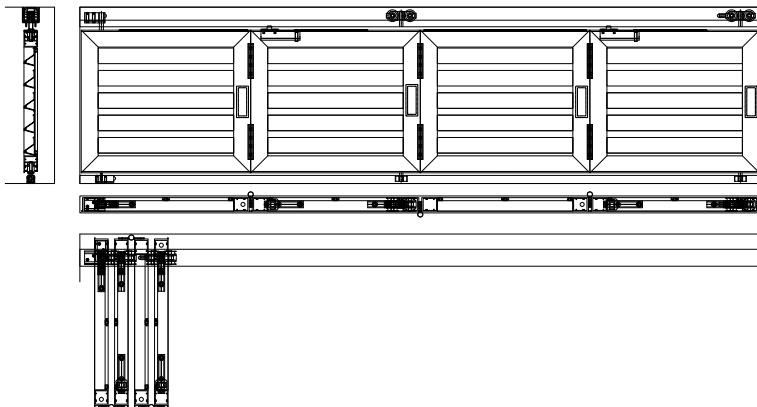
## 1. Fixed panels

If the moving elements do not need to be flexible, the different types of sun protection panels can also be applied as fixed sun- or wind screens.

## 2. Folding panels

Available with LG.040

The folding system is only available in a manually controlled version.



*Loggia® LG.040, Jardin des Sens, residential, Saint Martin d'Hères (FR)*



*Loggia® with perforated plates Customized solution, Private Residence, IJlst (NL)*

## References



*Loggiawood® motorized - Customized solution,  
La Maison 14, Bioclimatic huis, Paris (BE)*



*Sliding & folding panels,  
Les Jardins de Baseille, Erpent (BE)*



*Loggia® LG.065 - Loggia® LG.066.01 motorized,  
Vocational school of Ventspils, school, Ventspils (LV)*





*Loggiawood®, Stinzenhof, Senior Apartments, Twello (NL)*



*Loggia® LG.065 - Loggia® LG.066.01,  
Multifunctional building, Offices & apartments, Tbilisi (GE)*



*Loggiawood®, De Heilige Familie, School,  
Schaarbeek (BE)*



## Creating healthy spaces

### RENSON®: your partner in ventilation and sun protection

RENSON®, headquartered in Waregem (Belgium), is a trendsetter in Europe in natural ventilation and sun protection.

- **Creating healthy spaces**

From 1909, we've been developing energy efficient solutions assuring a healthy and comfortable indoor climate.

Our remarkable headquarters - built according to the 'Healthy Building Concept' - is a beautiful example portraying our corporate mission.

- **No speed limit on innovation**

A multidisciplinary team of more than 70 R&D employees continually optimize our products and develop new and innovative concepts.

- **Strong in communication**

Contact with the customer is of the utmost importance. A group of 70 in-the-field employees worldwide and a powerful international distribution network are ready to advise you on site. EXIT 5 at Waregem gives you the possibility to experience our products on your own and provides necessary training for installers.

- **A reliable partner in business**

We can guarantee our customers optimal quality and service thanks to our environmentally friendly and modern production sites (with automated powder coating line, anodisation line, plastic injection moulding and mold making shop) covering an area of 95.000 m².

#### Dealer



RENSON® reserves the right to make technical changes to the products shown. The latest brochures may be downloaded from [www.renson.eu](http://www.renson.eu)

RENSON® Export Department • Tel. +32 (0)56 62 71 04 • [export@renson.net](mailto:export@renson.net)

RENSON® Headquarters  
IZ 2 Vijverdam • Maalbeekstraat 6 • B-8790 Waregem • Belgium  
Tel. +32 (0)56 62 71 11 • Fax +32 (0)56 60 28 51  
[projects@renson.be](mailto:projects@renson.be) • [www.renson.eu](http://www.renson.eu)

RENSON® Fabrications LTD  
Fairfax Units 1-5 • Bircholt Road • Parkwood Industrial Estate • Maidstone • Kent ME15 9SF  
Tel. 01622/754123 • Fax 01622/689478  
[info@rensonuk.net](mailto:info@rensonuk.net) • [www.rensonuk.net](http://www.rensonuk.net)



Creating healthy spaces