

PLATINUM

SMART-HEAT™ ELECTRIC II



Colours

Black

White

Comfort without compromise...

The Platinum Smart-Heat™ Electric excels in efficiency, packing profound performance into a sleek package to suit high-end, style-centric settings. Designed specifically with low-clearance, semi-enclosed and aesthetically-focused spaces in mind, this heater minimizes light emission to blend seamlessly into rooflines with the aid of recess kits or stylishly mount to a number of other surfaces.



GB0717PE

FEATURES

Tinted Glass-Ceramic Screen

The Platinum's signature screen spreads comfort evenly across an area while minimizing light emission

Slim-line Design

Wall, ceiling and flush-mounting options allow subtle placement of this compact heater practically anywhere!

Subtle Aesthetics

Elegantly understated to create comfort while blending into the environment

Precise Directional Heating

Accurately alter coverage through simple bracket adjustment

Ultra-Durable Design

Stainless steel construction ensures reliable heating for years to come

Tight Space Specialist

Minimal vertical clearance requirements and a multitude of mounting options offers versatility to a variety of enclosed outdoor areas

Ease Of Use

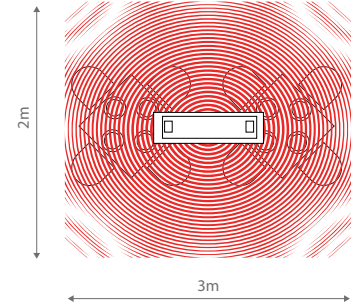
Single switch activation and smart control compatibility creates set-and-forget simplicity

Wireless Control Capabilities

Genuine wireless control accessories allow seamless integration of remote heating output adjustment

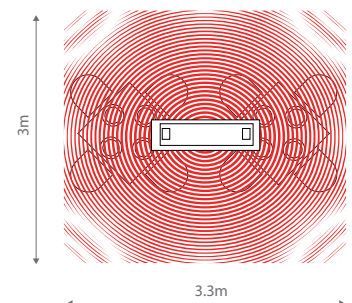
HEATING AREAS:

2300W



Heats approx. 6m²
2300W heating power


3400W



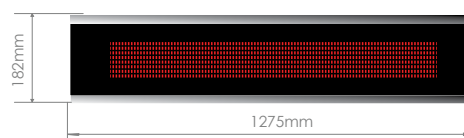
Heats approx. 10m²
3400W heating power

*Heat area dependent on ambient temperature and wind. Optimum conditions experienced at approx 15.5°C & in a low wind covered environment.

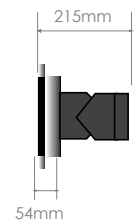
DIMENSIONS



2300 W



3400 W



SPECIFICATIONS:

Model		Platinum Smart-Heat™ Electric II	
Part no.	Black	BH0320009	BH03200010
	White	BH0320004	BH0320006
Heat Output (Watts)		2300W	3400W
Approximate area heated (m ²)		6 m ²	10 m ²
Electrical connection		220-240V - A.C. - 50/60Hz - 9.6A	220-240V - A.C. - 50/60Hz - 14.2A
Dimension (WxDxH mm)		840 x 182 x 54 mm	1275 x 182 x 54 mm
Min. distance to combustible materials ²		Side: 250 mm	Side: 450 mm
Mounting height requirement to ground ³		Wall Mount: 1800 mm, Ceiling Mount: 2400 mm	
Weight (kg)		7.5 kg	10 kg
Finish		Brushed stainless steel 304	
Approval		CE - Intertek: 150501951 SHA-V1	
<small>*Must only be installed by a licensed technician. Must complete "Pre-Installation Checklist" before installing. ²The temperature will not exceed 65°C above the ambient temperature at specified distances. Please consult material manufacturer for temperature ratings and suitability. Bromic Heating takes no responsibility for material compliance. ³Installation must be performed in accordance with AS5601 installation code (or relevant standard) and must comply with any additional jurisdictional requirements. Bromic takes not responsibility for incorrect or non-compliant installations</small>			

MINIMUM INSTALLATION CLEARANCES

